

Drop Connectors

StoneL Model 461110, 465003 (DIN), 461057, 465006 (DIN)

Drop connectors for PROFIBUS-PA networks provide a reliable, safe method of connecting slave devices to the bus cable. Protected drop connectors limit the current passing from the bus to the drop leg to prevent fault conditions on the drop from affecting the bus.

Passive (2 Drops)


- 8 Amp capacity
- Direct mount or DIN rail mount available

Protected (1 Drop)

- 8 Amp capacity on bus trunk line
- Short circuit protection (40mA)
- LED indicates drop fault
- Automatically resets when drop fault is cleared



Passive



Protected



Enclosure Option



p.154

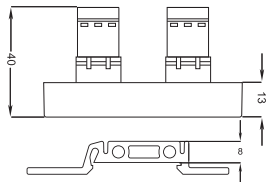
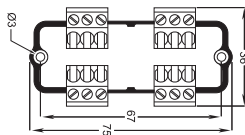
p.166

Specifications

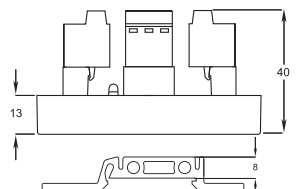
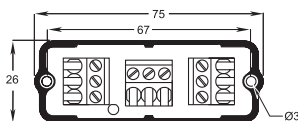
Model Numbers	<ul style="list-style-type: none"> • Passive: 461110, 465003 (DIN) • Protected: 461057, 465006 (DIN)
Protocol	• Profibus-PA
Max. Current, Bus Trunk line	• 8 Amps
Trip Current (Drop)	<ul style="list-style-type: none"> • Passive: No break current • Protected: 40mA
Voltage Drop, Bus Leg	• Negligible
Voltage Drop, Drop Leg	<ul style="list-style-type: none"> • Passive: Negligible • Protected: 1 Volt Max.
Holding Current (After Trip)	• Protected: 28mA
Reset Current Level	• Current falls below 28mA
Dimensions (L, W, H)	• 75mm, 36mm, 40mm
Operating Temp.	• -40° to +85°C (-40° to +185°F)
Storage Temp.	• -40° to +85°C (-40° to +185°F)
Maximum Voltage	• 35 VDC

Dimensions (in mm)

Passive



Protected

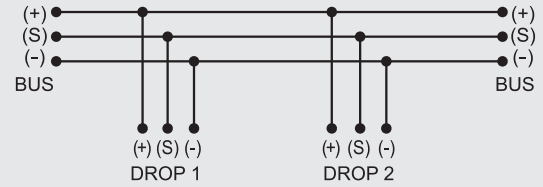


Available with DIN Rail Clip. Specify model # 465003

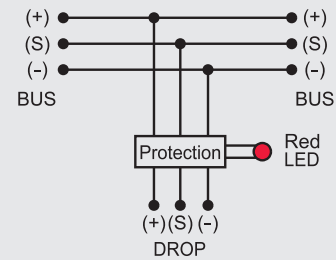
Available with DIN Rail Clip. Specify model # 465006

Schematic Drawing

Passive

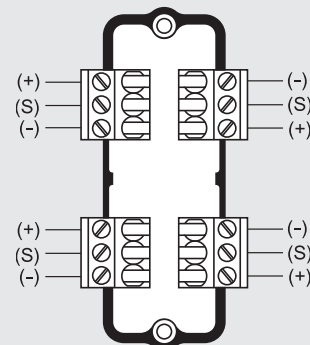


Protected



Wiring Diagram

Passive



Protected

