

Drop Connectors (DIN)

StoneL Model 465036, 465040, 465044

Multi-drop Connector (6 Drops)

Drop connectors provide a reliable, safe method of connecting slave devices to the bus cable. Protected drop connectors limit the current passing from the bus to the drop leg to prevent fault conditions on the bus from affecting the bus. DIN rail mounting is standard.

Passive


- 8 Amp capacity
- LED indicates bus power

Protected

- Short circuit protection
- LEDs indicate drop fault, bus power, & drop power
- Automatically resets when drop fault is cleared

Switched Protected

- Disconnects each drop
- Short circuit protection
- LEDs indicate drop fault, bus power, & drop power status
- Automatically resets when drop fault is cleared



Passive

Switched Protected

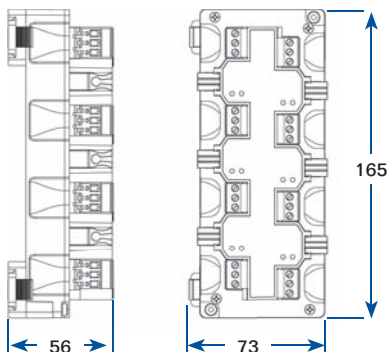
Protected



Specifications

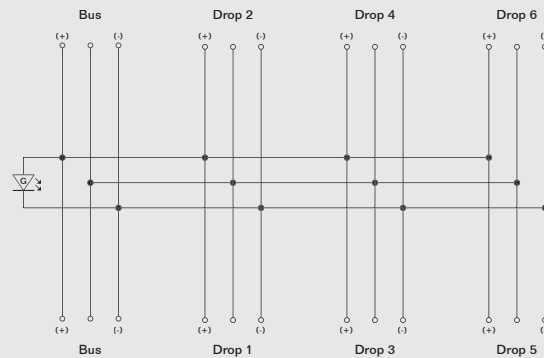
Model Numbers	<ul style="list-style-type: none"> • Passive: 465036 • Protected: 465040 • Switched Protected: 465044
Protocol	• AS-Interface
LED Displays (Protected & Switched)	<ul style="list-style-type: none"> • Bus power on - Green LED • Drop power on - Green LED • Drop short circuit - Red LED
Maximum Voltage	• 35 VDC
Max. Current, Bus Trunk line	• 8 Amp
Trip Current, Drop	<ul style="list-style-type: none"> • Passive: No trip current • Protected: 240mA • Switched Protected: 240mA
Voltage Drop, Bus Leg	• Negligible
Voltage Drop, Drop Leg	<ul style="list-style-type: none"> • Passive: Negligible • Protected: 1 Volt Max. • Switched Protected: 1 Volt Max.
Holding Current (After Trip)	<ul style="list-style-type: none"> • Passive: n/a • Protected: 28mA • Switched Protected: 28mA
Reset Current Level	• Current falls below 28mA
Bus Current Consumption	• 20mA for all nodes
Dimensions (L, W, H)	• 165mm, 73mm, 56mm
Operating Temp.	• -40° to +85°C (-40° to +185°F)
Storage Temp.	• -40° to +85°C (-40° to +185°F)

Dimensions (mm)

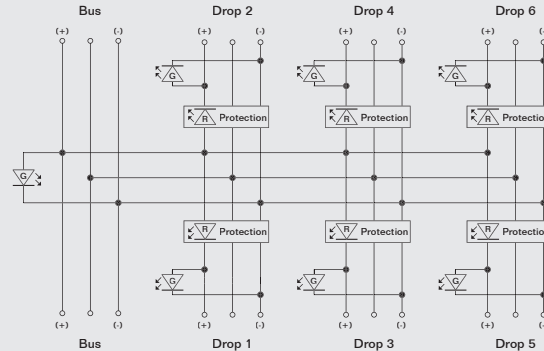


Schematic Drawings

Passive



Protected



Switched Protected

