

# Drop connectors (DIN)

Model number

**DR465039A**  
Passive

**DR465043A**  
Protected

## Multi-drop connector (6 drops)


Drop connectors provide a reliable, safe method of connecting slave devices to the bus cable. Protected drop connectors limit the current passing from the bus to the drop leg to prevent fault conditions on the drop from affecting the bus. DIN rail mounting is standard.

### Passive

- 8 amp capacity
- LED indicates bus power

### Protected

- Short circuit protection
- LEDs indicate drop fault, bus power, and drop power
- Automatically resets when drop fault is cleared



Passive

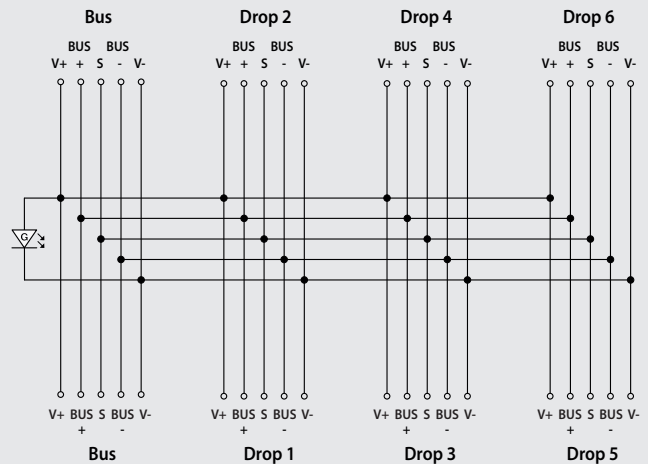
Protected

**PROFIBUS**

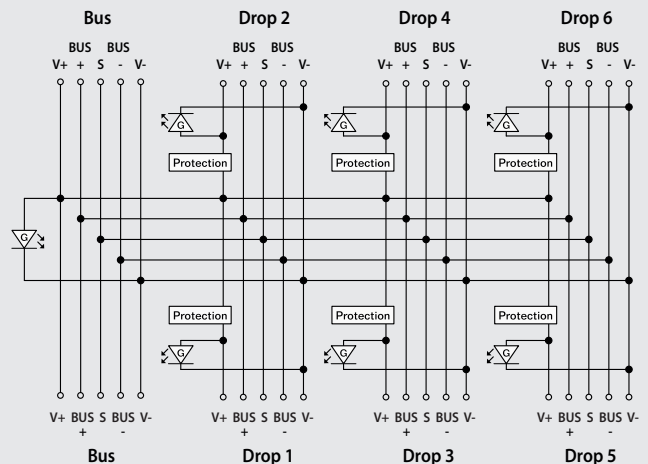
Specifications	
Protocol	Profibus-DP
LED displays	Bus power on - green LED Drop power on - green LED (protected) Drop short circuit - red LED (protected)
Maximum voltage	35 VDC
Maximum current (trunk)	8 amp
Voltage drop (trunk)	Negligible
Voltage drop (drop)	Passive: negligible Protected: < 1 Volt
Trip current (drop)	Passive: no trip current Protected: 240mA (on V+)*
Holding current (after trip)	Passive: n/a Protected: 28mA
Reset current level	Current falls below 28mA
Current consumption	10mA for all nodes
Dimensions (L, W, H)	165mm, 72mm, 56mm
Housing	Engineered resin
Operating temperature	-40° to +80°C (-40° to +176°F)
*Short circuit protection only on V+. Communication wires are passive.	

## Schematic drawings

### Passive



### Protected



## Dimensions (mm)

